



**STATE OF THE SCHOOLS
March 7, 2017**

OUR VISION STATEMENT

Empowering All Learners to Succeed

OUR MISSION STATEMENT

***Our Mission, as a Professional Learning Community, is
to Prepare All Learners for Lifelong Success Through a
Rigorous and Innovative Learning Environment.***

SCHOOL BOARD

*Regular School Board Meetings are Held Every Second Monday of the Month at 5:00 p.m.
at the Central Administration Office Located at 444 4th Street West, Dickinson, ND*

Sarah Ricks
Board
President

Term Expires:
2018



Brent Seaks
Vice
President

Term Expires:
2020



Tanya Rude
Board
Member

Term Expires:
2018



Kim Schwartz
Board
Member

Term Expires:
2018



David Wilkie
Board
Member

Term Expires:
2020



DICKINSON PUBLIC SCHOOLS DEMOGRAPHICS

- 3,429 Students (September 2016)
- 591 Special Education Students
- 115 English Language Learners, Speaking 22 Different Languages



- 633 Employees
- 273 Teachers
- 155 Part-time and/or Temporary
- 187 Support Staff
- 15 Administrators
- 6 Professional Staff

DICKINSON PUBLIC SCHOOLS

- Dickinson High School (Grades 9-12)
- Southwest Community High School (Alternative High School)
- Hagen Junior High (Grades 7-8)
- Dickinson Middle School (Grades 6, 7, 8) Scheduled to Open August 2017
- Berg Elementary (Grade 6)
- Five Elementary Schools (Grades K-5)
- Adult Learning Center
- Partners in Parenting
- Early Childhood Center (Pre-K)



DICKINSON PUBLIC SCHOOLS TRANSPORTATION INFORMATION

- Approximately 713 Students are Transported Via Bus Per Day
- Rural Route Buses Carry 251 Children and Shuttle Buses Carry 397 Children
- Special Education Buses Carry 15 Children
- Rural Route Buses Travel 782 Miles Per Day
- In-City Shuttle Bus Service Travels 156 Miles Per Day
- Special Education Bus Travels 68 Miles Per Day




CHILD NUTRITION

Every School Day the District Staff Serve Approximately


- **284 Breakfasts**
- **2,244 Lunches**

For An Average of 2,528 Meals Per Day or 442,400 Meals Served Annually



- **In the 2015-2016 School Year, 25.25% of the Dickinson Public Schools' Students Qualified for Free or Reduced Meals**

DICKINSON PUBLIC SCHOOLS



- **Dickinson Public Schools is the Largest Employer in Stark County**
- **\$43,365,954 General Fund Budget**
- **78% (\$31,963,744) of the 2015-2016 General Fund Expenditures is Dedicated to Salaries and Benefits**

AVERAGE PER PUPIL EXPENDITURE 2014-2015

Fargo	\$11,603
Grand Forks	\$11,486
State Average	\$11,464
Devils Lake	\$11,157
Mandan	\$10,184
Bismarck	\$10,147
Minot	\$10,126
Jamestown	\$10,014
West Fargo	\$ 9,945
Williston	\$ 9,923
Dickinson	\$ 9,304

When Compared to the Ten Largest School Districts in North Dakota, Dickinson Public Ranks 10th as the Lowest Per Cost Per Pupil.



TOTAL SCHOOL MILL LEVY COMPARISON 2015-2016

West Fargo	139.71
Bismarck	100.42
Minot	98.25
Williston	97.91
Grand Forks	97.36
Mandan	96.59
State Average	95.30
Devils Lake	94.85
Jamestown	93.71
Dickinson	86.54

Dickinson Has the Lowest Mill Levy of the North Dakota Class A Schools.

Dickinson Public Schools is 9% Lower than the State Average.

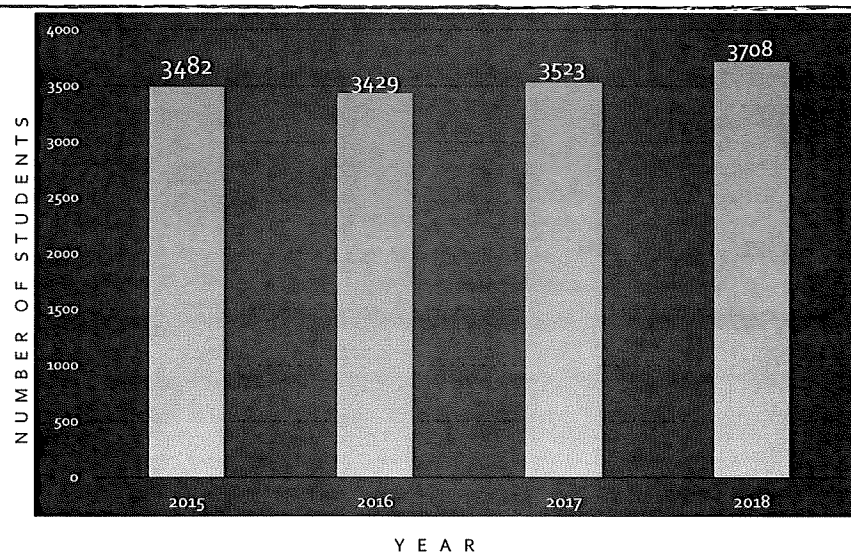


GENERAL FUND SCHOOL MILL LEVY COMPARISON 2015-2016




Fargo	139.00
Grand Forks	82.00
Jamestown	80.71
Minot	79.75
Devils Lake	75.00
West Fargo	72.93
<i>State Average</i>	70.86
Williston	69.16
Bismarck	68.70
Mandan	61.10
Dickinson	53.37

DICKINSON PUBLIC SCHOOLS ENROLLMENT PROJECTIONS



DICKINSON MIDDLE SCHOOL OPENING AUGUST 2017









Thank You
Any Questions?